



الفالحم
التعليمية القابضة
AL FALEH
EDUCATIONAL HOLDING

Al Faleh Educational Holding Q.P.S.C INVESTOR PRESENTATIONS

15th April 2024





الفالح
التعليمية القابضة
AL FALEH
EDUCATIONAL HOLDING



**INVEST IN EDUCATION
INVEST IN THE FUTURE**

Investor Presentation Review Of Operating and Financial Semi- Annual Financial Results 2023-24



الفالح
التعليمية القايزة
AL FALEH
EDUCATIONAL HOLDING



**INVEST IN EDUCATION
INVEST IN THE FUTURE**

Overview:

AL FALEH EDUCATIONAL HOLDING Q.P.S.C., DOHA – STATE OF QATAR is a leading international group that provides highly reputable products and services within the education and higher education sector in Qatar. The Holding encompasses three schools, including Doha Academy and Doha International Kindergarten, all of which carry the hallmark of teaching excellence. In addition, the Holding includes a top-ranked university that is also the first UK University to operate on a dedicated campus in Qatar, AFG College with the University of Aberdeen.



الفالھ
التعليمية القابضة
AL FALEH
EDUCATIONAL HOLDING



Operating Performance

This presentation offers a comprehensive insight into Al Faleh's financial performance, detailing revenue streams, expenditures, and financial sustainability. It underscores the institution's financial robustness and adherence to prudent management practices.

Additionally, Al Faleh's strategic priorities and initiatives aimed at fostering growth, innovation, and ongoing enhancement are elaborated. The presentation articulates the institution's forward-looking vision and unwavering dedication to elevating educational standards.

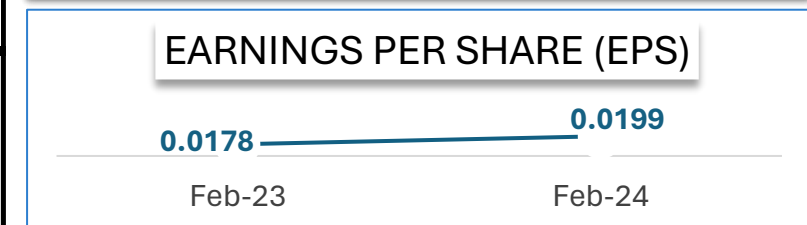
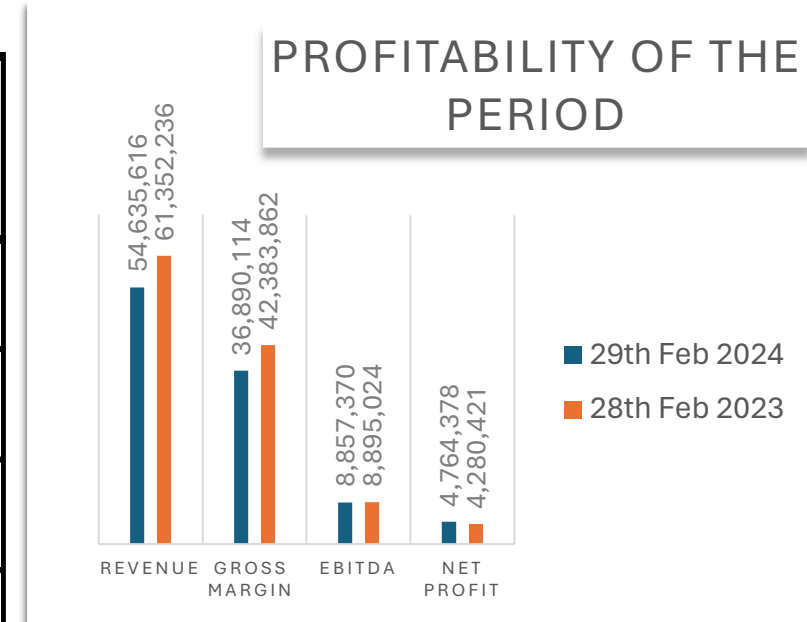


Highlights – Profit or Loss

For Interim Condensed Consolidated Financial Statements
For The Six Months Period Ended February 29, 2024

Figures in QAR

	Quarter 2		Change
	29th Feb 2024	28th Feb 2023	
Revenue	54,635,616	61,352,236	-11%
Gross Margin	36,890,114	42,383,862	-13%
EBITDA	8,857,370	8,895,024	0%
Net Profit	4,764,378	4,280,421	11%
Earnings Per Share (EPS)	0.0199	0.0178	11%





الفالھ
التعليمية القابضة
AL FALEH
EDUCATIONAL HOLDING



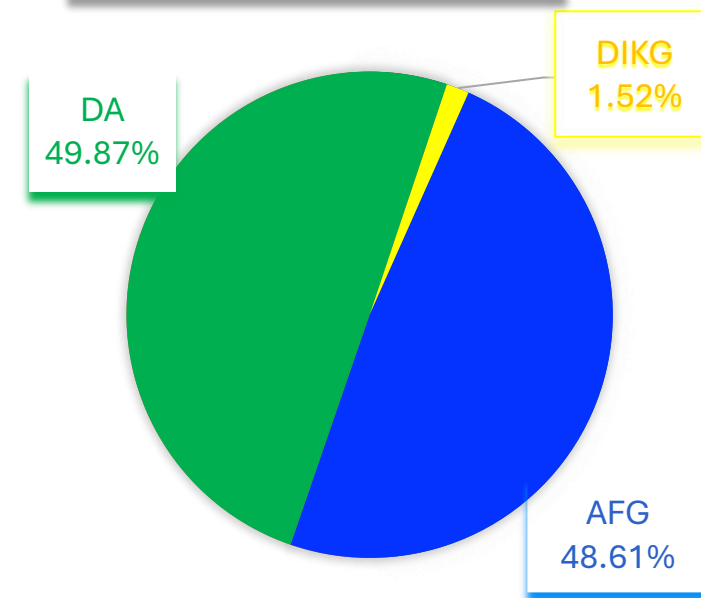
Highlights – Subsidiary wise Revenue Breakup

For Interim Condensed Consolidated Financial Statements
For The Six Months Period Ended February 29, 2024

Figures in QAR

Subsidiary	Quarter 2	
	2023-24	%of Group Revenue
AFG College with the University of Abardeen W.L.L. (AFG)	26,557,388	48.61%
Doha Academy W.L.L. (DA)	27,248,812	49.87%
Doha International Kindergarten W.L.L. (DIKG)	829,416	1.52%
Total Revenue:	54,635,616	

REVENUE BREAKUP Q2
2023-24





الفالح
التعليمية القابضة
AL FALEH
EDUCATIONAL HOLDING



Financial Position

Highlights – Financial Position

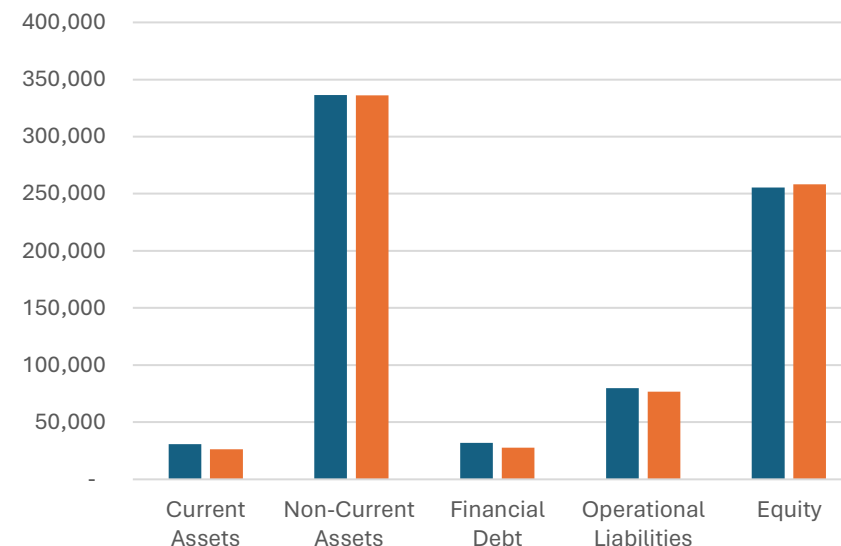
For Interim Consolidated Statement of Financial Position
As At February 29, 2024

Figures in QAR

	Quarter 2	Quarter 4	Change
	29th Feb 2024	31st Aug 2023	
Current Assets	30,734,738	26,403,345	16%
Non-Current Assets	336,407,866	336,020,001	0.12%
Total Assets	367,142,604	362,423,345	1.3%
Financial Debt	31,900,830	27,694,618	15%
Operational Liabilities	79,854,579	76,605,910	4%
Equity	255,387,195	258,122,817	-1%
Total Liabilities and Equity	367,142,604	362,423,345	1.3%

FINANCIAL POSITION

■ Quarter 2 29th Feb 2024 ■ Quarter 4 31st Aug 2023



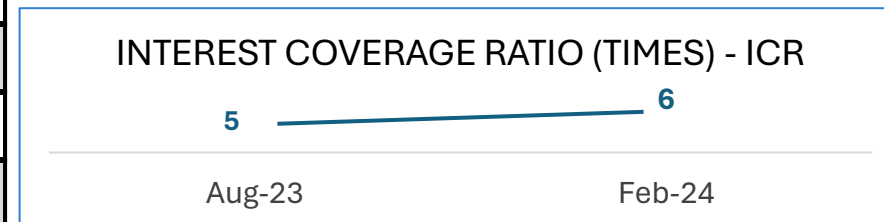
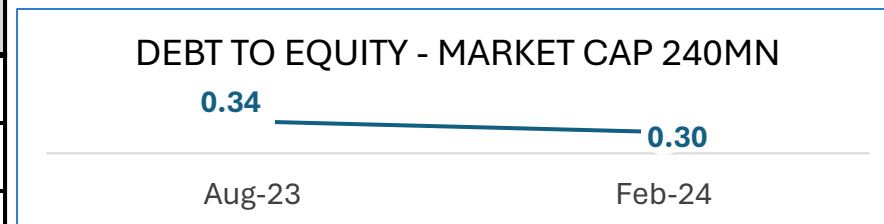
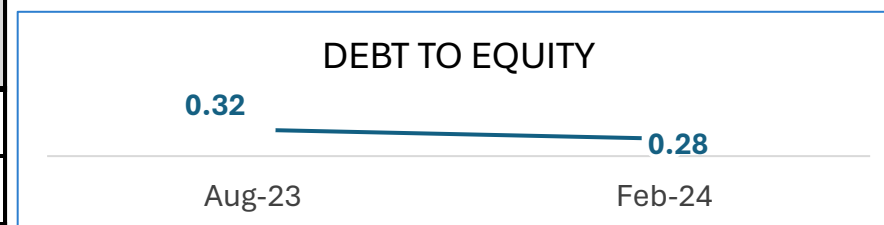
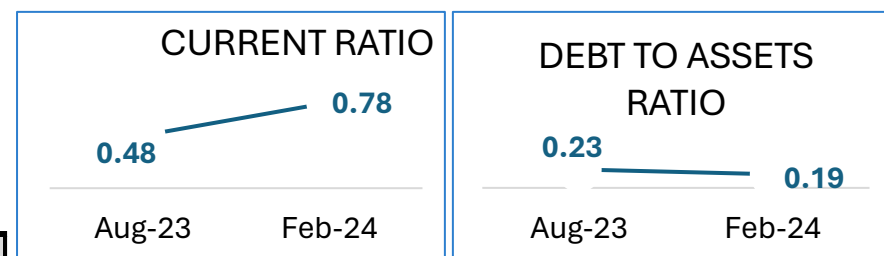
Highlights – Financial Covenants

For Interim Consolidated Statement of Financial Position

As At February 29, 2024

Figures in QAR

	Quarter 2	Quarter 4	Change
	29th Feb 2024	31st Aug 2023	
Current Assets	30,734,738	26,403,345	16.40%
Current Liabilities	79,854,579	76,605,910	4.24%
Current Ratio	0.78	0.48	62.75%
Total Financial Debt	111,755,410	104,300,529	7.15%
(-) Deferred income/Advance Fee	40,670,515	21,819,749	86.39%
Equity	255,387,195	258,122,817	-1.06%
Debt to Equity	0.28	0.32	-12.89%
Debt to Equity (On Market Cap QAR 240 mn)	0.30	0.34	-13.82%
Interest Coverage Ratio (times) - ICR	6	5	11.53%





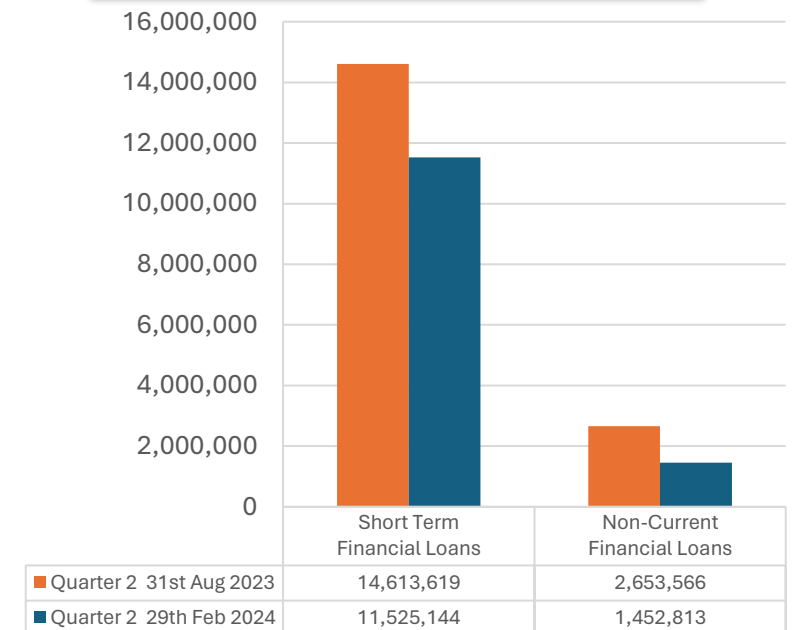
Highlights – Financial Indebtedness

For Interim Consolidated Statement of Financial Position
As At February 29, 2024

Figures in QAR

	Quarter 2	Quarter 4	Change
	29th Feb 2024	31st Aug 2023	
Short Term Financial Loans	11,525,144	14,613,619	-21%
Non-Current Financial Loans	1,452,813	2,653,566	-45%
Total Financial Indebtedness	12,977,957	17,267,185	-25%
Cash & Cash Equivalents	(1,527,091)	1,749,954	-187%
Net Financial Indebtedness	14,505,048	15,517,231	-7%

FINANCIAL INDEBTEDNESS





الفالحم
التعليمية القابضة
AL FALEH
EDUCATIONAL HOLDING

Thank You

Got any questions ?

IR Website

<https://alfaleh.edu.qa/investor-relations/>

Email :

ir@alfaleh.edu.qa